



Search:

[▶ Health & Safety Topics](#)
[▶ Publications & Products](#)
[▶ Data & Statistics](#)
[▶ Conferences & Events](#)

## BSE (Bovine Spongiform Encephalopathy, or Mad Cow Disease)

### Featured Items:



**Additional Cases of BSE Detected in Canada, 2008:** On August 15, the Canadian Food, Inspection Agency (CFIA) announced the confirmation of the third of three cases of bovine spongiform encephalopathy (BSE) from two western provinces of Canada (Alberta, 2 cases; British Columbia, 1 case) that died in 2008. Two were in dairy cows and one in a beef cow. These animals were each born in one of the consecutive years, 2001-2003 (see CFIA notices, [case #1](#); and [case #2a / case #2b](#); and, [case #3](#)).



**US Agricultural Research Service (ARS) Investigators Report that the 2006 Alabama Case of BSE was Probably Unrelated to Contaminated Feed:** In August 2008, several ARS investigators reported that a rare, genetic abnormality that may persist within the cattle population "is considered to have caused" BSE in the atypical BSE animal from Alabama in 2006. (See [Identification of a Heritable Polymorphism in Bovine PRNP Associated with Genetic Transmissible Spongiform Encephalopathy: Evidence of Heritable BSE](#). Also see [BSE Case Associated with Prion Protein Gene Mutation](#).)



**The US Food and Drug Administration (FDA) Issued Regulation on Animal Feeds to Strengthen Safeguards Against BSE:** On April 25, 2008, FDA issued a new regulation that will take effect in 12 months in order to allow livestock, meat, rendering, and feed industries time to adapt their practices to comply with the new regulation. This regulation will bar high-risk materials from all animal feed, including pet food. It will help prevent against the accidental feeding of cattle with ingredients that may be contaminated with the BSE agent. Such contamination of ruminant feed may occur during the manufacturing or transportation process. (See [FDA Strengthens Safeguards for Consumers of Beef](#).)

▶ [Archive: News and Highlights, Featured Items](#)

### Topic Contents

- ▶ [Topic Home](#)
- ▶ [Control Measures](#)
- ▶ [References and Resources](#)
- ▶ [News Archive](#)

### Related Topics

[Prion Diseases](#)

[Chronic Wasting Disease \(CWD\)](#)

[Creutzfeldt-Jakob Disease, Classic \(CJD\)](#)

[Variant Creutzfeldt-Jakob Syndrome \(vCJD\)](#)

### Contact CDC

- Centers for Disease Control and Prevention  
*National Center for Infectious Diseases (NCID)*

1 (800) CDC-INFO (232-4636)

TTY: 1 (888) 232-6348

E-mail:  
[prion@cdc.gov](mailto:prion@cdc.gov)

## About BSE

BSE (bovine spongiform encephalopathy) is a progressive neurological disorder of cattle that results from infection by an unusual transmissible agent called a prion. The nature of the transmissible agent is not well understood. Currently, the most accepted theory is that the agent is a modified form of a normal protein known as prion protein. For reasons that are

not yet understood, the normal prion protein changes into a pathogenic (harmful) form that then damages the central nervous system of cattle.

Research indicates that the first probable infections of BSE in cows occurred during the 1970's with two cases of BSE being identified in 1986. BSE possibly originated as a result of feeding cattle meat-and-bone meal that contained BSE-infected products from a spontaneously occurring case of BSE or scrapie-infected sheep products. Scrapie is a prion disease of sheep. There is strong evidence and general agreement that the outbreak was then amplified and spread throughout the United Kingdom cattle industry by feeding rendered, prion-infected, bovine meat-and-bone meal to young calves.

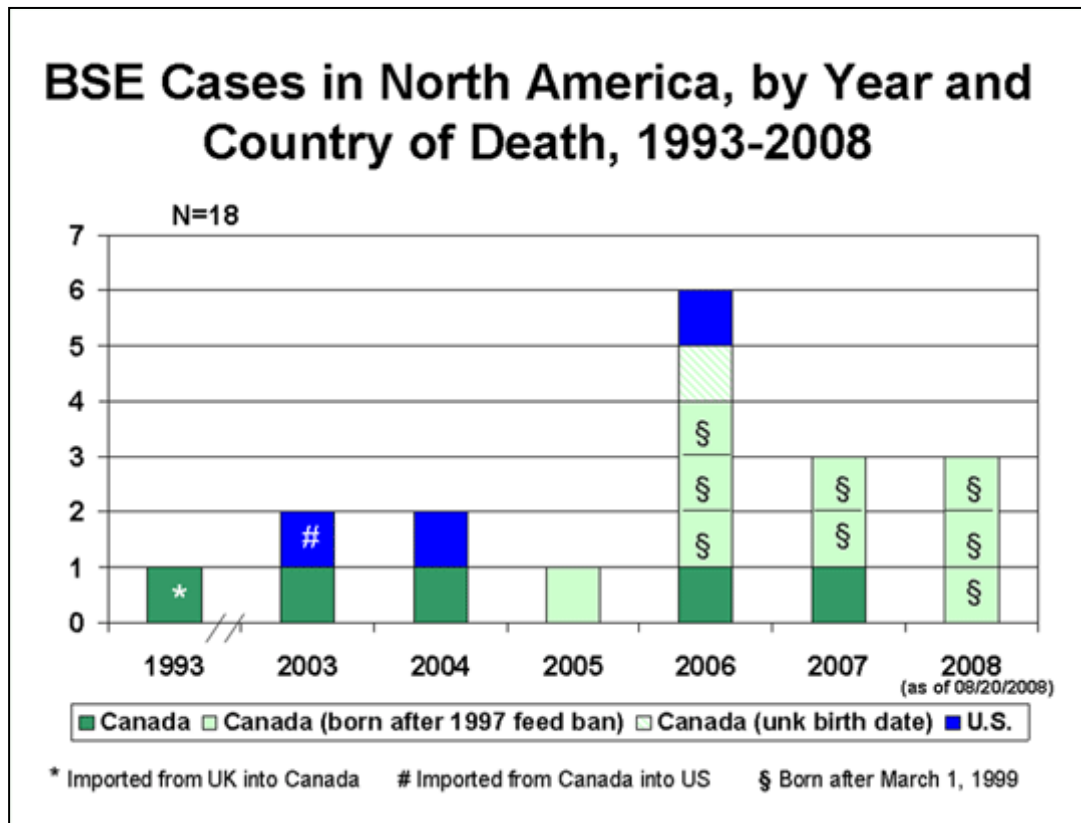


Beef cattle grazing. (Image courtesy USDA)

The BSE epidemic in the United Kingdom peaked in January 1993 at almost 1,000 new cases per week. Through the end of 2007, more than 184,500 cases of BSE had been confirmed in the United Kingdom alone in more than 35,000 herds.

There exists strong epidemiologic and laboratory evidence for a causal association between a new human prion disease called variant Creutzfeldt-Jakob disease (vCJD) that was first reported from the United Kingdom in 1996 and the BSE outbreak in cattle. The interval between the most likely period for the initial extended exposure of the population to potentially BSE-contaminated food (1984-1986) and the onset of initial variant CJD cases (1994-1996) is consistent with known incubation periods for the human forms of prion disease.

## Overview of BSE in North America




[Click to enlarge](#)

Through August 20, 2008, BSE surveillance has identified 18 cases in North America: three BSE cases in the United States and 15 in Canada. Of the three cases identified in the United States, one was born in

Canada; of the 15 cases identified in Canada, one was imported from the United Kingdom (see figure above). Since March 2006, each of the 10 cattle reported with BSE in North America were born in Canada and identified through the Canadian BSE surveillance system.

## BSE Cases Identified in the United States

There have been 3 cases of BSE identified in the United States. The following information provides descriptions of these three cases:

- On December 23, 2003, the U.S. Department of Agriculture (USDA) announced a presumptive diagnosis of the first known case of BSE in the United States. It was in an adult Holstein cow from Washington State. This diagnosis was confirmed by an international reference laboratory in Weybridge, England, on December 25. Trace-back based on an ear-tag identification number and subsequent genetic testing confirmed that the BSE-infected cow was imported into the United States from Canada in August 2001. Because the animal was non-ambulatory (a "downer cow") at slaughter, brain tissue samples were taken by USDA's Animal and Plant Health Inspection Service as part of its targeted surveillance for BSE. However the animal's condition was attributed to complications from calving. After the animal was examined by a USDA Food Safety and Inspection Service (FSIS) veterinary medical officer both before and after slaughter, the carcass was released for use as food for human consumption. During slaughter, the tissues considered to be at high risk for the transmission of the BSE agent were removed. On December 24, 2003, FSIS recalled beef from cattle slaughtered in the same plant on the same day as the BSE positive cow. (see [Bovine Spongiform Encephalopathy in a Dairy Cow - Washington State, 2003.](#))
- On June 24, 2005, the USDA announced receipt of final results from The Veterinary Laboratories Agency in Weybridge, England, confirming BSE in a cow that had conflicting test results in 2004. This cow was from Texas, died at approximately 12 years of age, and represented the first endemic case of BSE in the United States. (see  [Texas BSE Investigation, Final Epidemiology Report, August 2005](#) (PDF - 83 KB))
- On March 15, 2006, the USDA announced the confirmation of BSE in a cow in Alabama. The newly confirmed case was identified in a non-ambulatory (downer) cow on a farm in Alabama. The animal was euthanized by a local veterinarian and buried on the farm. The age of the cow was estimated by examination of the dentition as 10-years-old. It had no ear tags or distinctive marks; the herd of origin could not be identified despite an intense investigation (see second featured item above and [Alabama BSE Investigation, Final Epidemiology Report, May 2006](#)).

For more information about BSE in the United States, see the [Animal and Plant Health Inspection Service, USDA BSE site](#).

## BSE Cases Identified in Canadian-born cattle

As of September 2008, 15 BSE cases in Canadian-born cattle have been identified, 14 in Canada and 1 in the United States. Nine of these 15 BSE cases were known to have been born after the implementation of the [1997 Canadian feed ban](#); eight of these nine were born after March 1, 1999. (See Figure above: BSE Cases in North America, by Year and Country of Death, 1993-2008). This latter date is particularly relevant to the United States because since a USDA rule went into effect on November 19, 2007, Canadian cattle born on or after March 1, 1999, have been legally imported into this country for any use. One of the 15 Canadian-born BSE cases was reported in an animal that was most likely born before or possibly very shortly after implementation of the 1997 feed ban. Based on the known or most likely year of birth, an average of just over 1 case of BSE occurred among the group of animals born each year in Canada from 1991 through 2003. The highest reported number of cases by birth year to date, 3 BSE cases, occurred among the group of animals born in Canada during the year 2000.

## Strains of BSE

There is increasing evidence that there are different strains of BSE: the typical BSE strain responsible for the outbreak in the United Kingdom and two atypical strains (H and L strains).

**Typical BSE strain** -- The BSE strain responsible for most of the BSE cases in Canada is the same classic or typical strain linked to the outbreak in the United Kingdom. It is known to be preventable through elimination of BSE contaminated feed and has been causally linked to vCJD in humans. This typical strain has not yet been identified in any U.S.-born cattle.

**Atypical BSE strain** -- In July 2007, the UK Spongiform Encephalopathy Advisory Committee (SEAC) suggested that atypical BSE may be a distinct strain of prion disease. Unlike typical BSE, cases of atypical BSE, according to SEAC, may have risen spontaneously (although transmission through feed or the environment cannot be ruled out). Recently reported French surveillance data support this theory that unlike typical BSE, atypical BSE appears to represent sporadic disease

Both of the U.S.-born BSE cases and two of the 15 Canadian-born BSE cases were 10 years of age or older and three of these older North American cases for whom the strain type is presently known were linked to an atypical BSE strain known as the H-strain. Publication of the strain testing results on the 13 year-old BSE-infected Canadian cow identified in December 2007 is pending.

For a statement on the different forms of BSE from the UK Spongiform Encephalopathy Advisory Committee (SEAC): <http://www.seac.gov.uk/statements/newforms-bse.htm>

For additional data on this topic: <http://www.cdc.gov/eid/content/14/2/298.htm>

## Feed Bans

On April 25, 2009, a regulation issued by FDA will go into effect establishing an enhanced BSE-related feed ban in the United States (see third featured item above). This ban will further harmonize BSE feed control measures in the United States with those in Canada (see below). In addition, FDA continues to enforce its important 1997 mammalian-to-ruminant feed ban through its BSE inspection and BSE feed testing programs.

As of July 12, 2007, an [enhanced BSE-related feed ban](#) came into effect in Canada. [CFIA](#) established this ban to more effectively prevent and quickly eliminate BSE from Canada. The enhanced ban prohibits most proteins, including potentially BSE infectious tissues known as "specified risk materials" (SRM) from all animal feeds, pet foods, and fertilizers, not just from cattle feed as required by the ban instituted in 1997. The 1997 feed ban in Canada was similar to the feed ban instituted in the United States that same year. As recently reported by CFIA, removing SRM from the entire animal feed system addresses risks associated with the potential contamination of cattle feed during production, distribution, storage, and use. Applying the same measure to pet food and fertilizer materials addresses the possible exposure of cattle and other susceptible animals to these products. CFIA expects that with this new ban, BSE should be eliminated from the Canadian cattle herd by about the year 2017.

## BSE Prevalence

Based on World Organization of Animal Health (OIE) standards for BSE surveillance, the reported national prevalence rates of BSE in North American cattle, particularly in animals born in the United States, is very low, and therefore, difficult to measure accurately. In September 2007, the USDA published updated results of the two statistical models used by Harvard University investigators to estimate the prevalence of BSE in Canada. The results incorporated the 11 Canadian-born animals with BSE that had been reported at that time. A key advantage of these models is that they provide statistical confidence limits that measure some of the uncertainty associated with expected estimates. To view the results of the model, called

BSurVE, that is most comparable to the observed surveillance data, see [page 15](#) (PDF – 262 KB). This model estimated that the true prevalence of BSE in Canada has been 90% likely to be between 18-fold and 48-fold higher than the previously published best estimate of the prevalence of BSE in the United States (3.0 to 8.0 cases per million in Canada compared to a best estimate of 0.167 cases per million in the United States [reference #3]). The previously published best estimate of Canada's BSE prevalence in 2006 using the BSURVE model was 23-fold higher than that of the United States and is the estimate of the BSE prevalence in Canada that continues to be used in the Harvard Risk Assessments' "worst case" analyses when evaluating the risk of imported Canadian cattle causing BSE to spread among US animals

For more information on this topic:

1. [An Estimate of the Prevalence of BSE in the United States, July 20, 2006](#) (PDF – 259 KB)
2. [APHIS, USDA, Assessment of Bovine Spongiform Encephalopathy risks associated with the importation of certain commodities from BSE minimal risk regions \(Canada\), Attachment 1, October 27, 2006](#) (PDF – 279 KB)
3. [APHIS, USDA's BSE Surveillance Efforts Factsheet, July 2006](#) (PDF – 56 KB)

For regularly updated numbers of reported BSE cases worldwide, see the [Office International Des Epizooties \(OIE\) BSE website](#).


For information about BSE in Canada, see the [Canada Food Inspection Agency \(CFIA\) website](#).

#### ▣ Topic Contents:

- [BSE Control Measures](#)
- [References and Resources](#)

#### ▣ See Also:

- [Risk to travelers of acquiring vCJD which has been linked to BSE-infected cows](#)  
On vCJD site
- [Epidemiology of vCJD and BSE](#)  
On vCJD site
- [Previous Update on BSE in North America, February 13, 2008.](#)  
On BSE website

 Please note: Some of these publications are available for download only as \*.pdf files. These files require Adobe Acrobat Reader in order to be viewed. Please review the [information on downloading and using Acrobat Reader software](#).

\* Links to non-Federal organizations found at this site are provided solely as a service to our users. These links do not constitute an endorsement of these organizations or their programs by CDC or the Federal Government, and none should be inferred. CDC is not responsible for the content of the individual organization Web pages found at these links.

Date: September 18, 2008

Content source: National Center for Infectious Diseases

**SAFER • HEALTHIER • PEOPLE™**

Centers for Disease Control and Prevention, 1600 Clifton Rd, Atlanta, GA 30333, U.S.A  
Tel: (404) 639-3311 / Public Inquiries: (404) 639-3534 / (800) 311-3435



[Department of Health and Human Services](#)